



*State Leaders Connecting Learning to Work*

# **2020 Elections Landscape: Implications for Career Technical Education**

*Summer Learning Series  
July 30, 2020*



# **THE 2020 ELECTIONS STATE OF PLAY**

## **PRESIDENTIAL AND HOUSE RACES**

John Colbert, Esq, Capitol Hill Partners

# 2020 Senate and Governor Outlook

By Jessica Taylor

Senate and Governors Editor  
July 30, 2020

—The—  
**Cook**  
POLITICAL  
REPORT  
—★—

# 2020 Senate Outlook

## *Democrats | 12 Seats Up for Election (47 Seats Held)*

SOLID D	LIKELY D	LEAN D	TOSS UP	LEAN R	LIKELY R	SOLID R
DE Coons IL Durbin MA Markey NH Shaheen NJ Booker OR Merkley RI Reed VA Warner	MN Smith NM OPEN (Udall)	MI Peters		AL Jones		

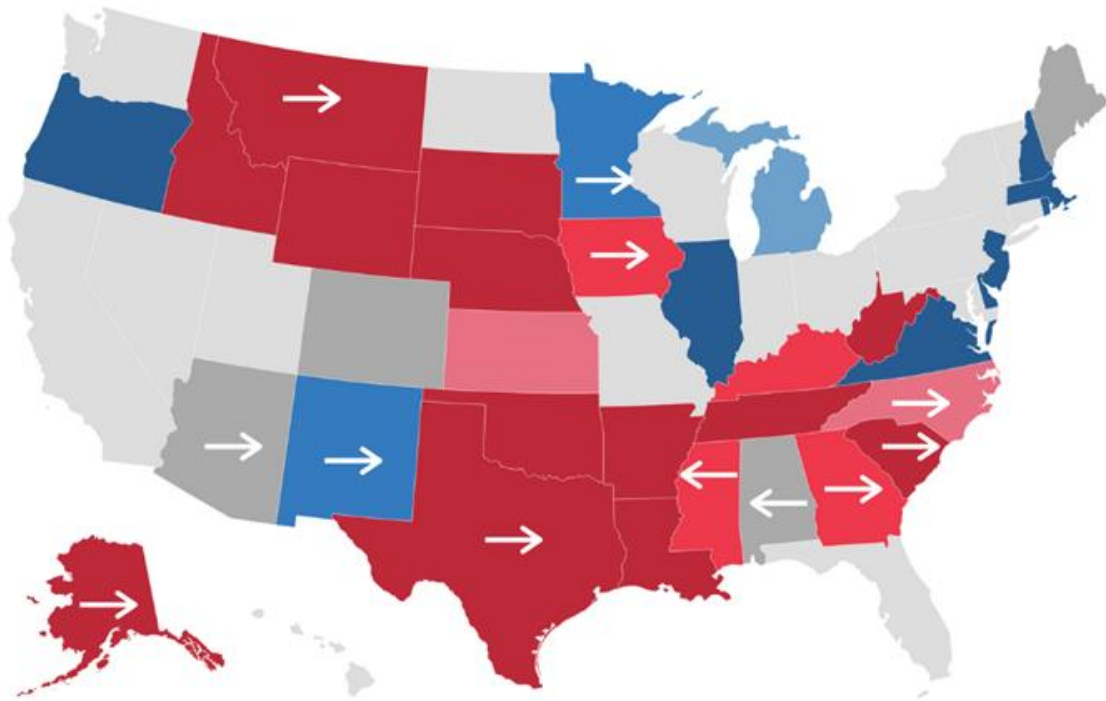
## *Republicans | 23 Seats Up for Election (53 Seats Held)*

SOLID D	LIKELY D	LEAN D	TOSS UP	LEAN R	LIKELY R	SOLID R
		AZ McSally	CO Gardner GA Perdue IA Ernst ME Collins MT Daines NC Tillis	GA Loeffler KS OPEN (Roberts)	AK Sullivan KY McConnell SC Graham TX Cornyn	AR Cotton ID Risch LA Cassidy MS Hyde-Smith NE Sasse OK Inhofe SD Rounds TN OPEN (Alexander) WV Moore Capito WY Enzi

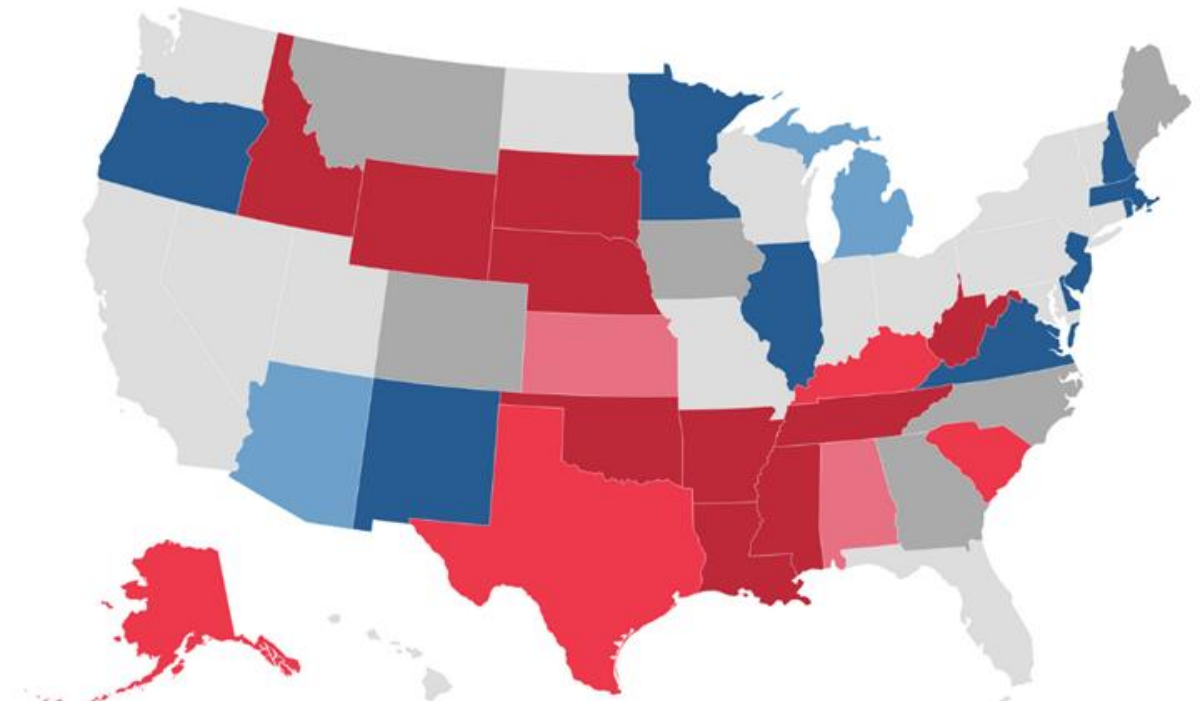


# January vs. July Ratings

January 2020 Ratings



July 2020 Ratings



# 2020 Senate Competitive Seats

**Key:**

Lean R



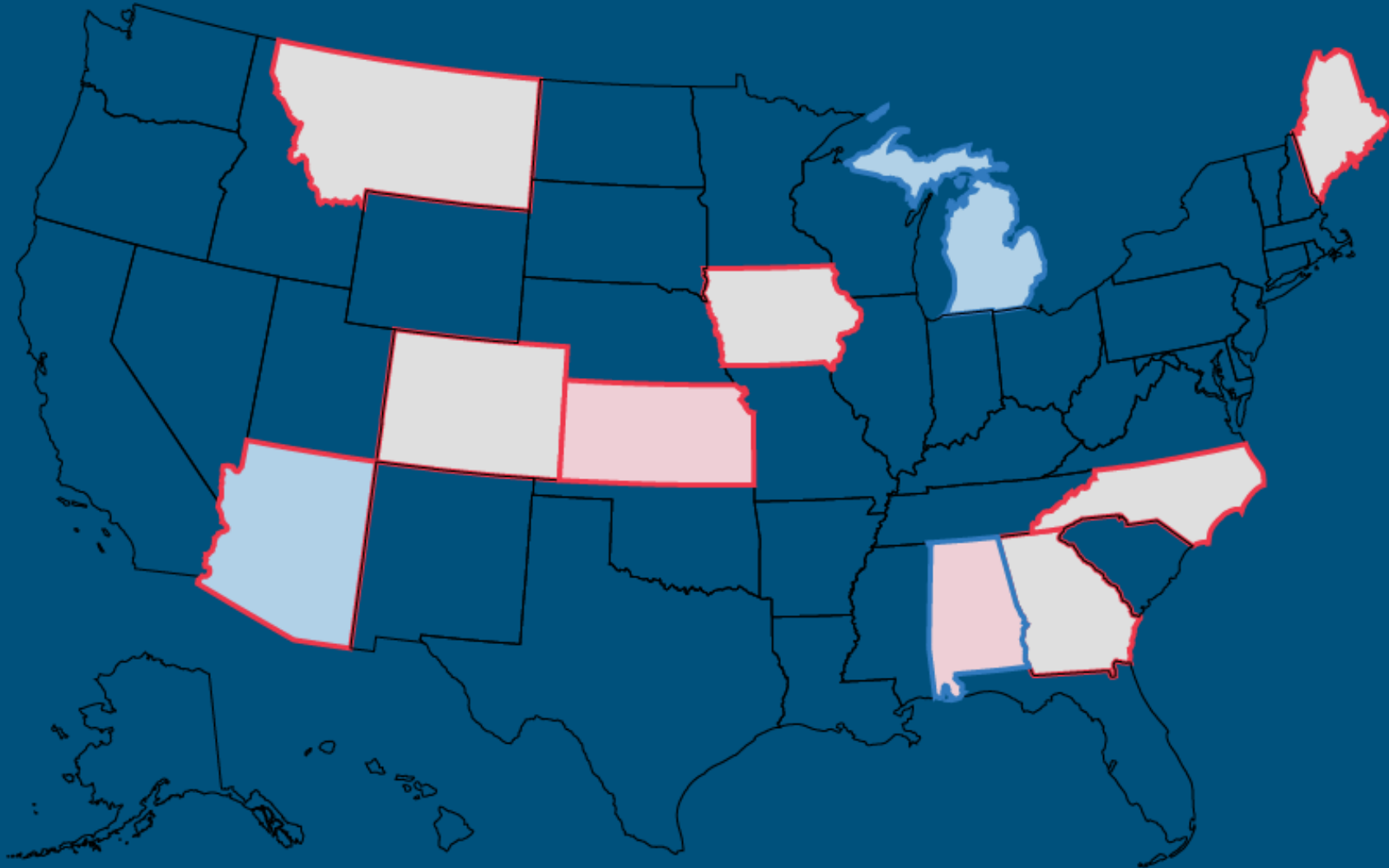
Lean D



Toss Up



**Note:** the outline of  
states denotes party  
control



# As of July, Democrats are now a slight favorite to win control of the Senate

- Democrats started off with a much more favorable map, defending just **12 seats** compared to **23 seats** for the GOP
- Democrats have expanded the map. We see 7 GOP senators in a very vulnerable position in Toss Up races or worse
- We have 2 other GOP-held seats in the Lean Republican column -- Kansas and Georgia special -- along with a Democratic seat in Alabama
- Four states stand out as other longer-shot opportunities for Democrats: Kentucky, Texas, South Carolina and Alaska

# What It Would Take To Flip Control of the Senate

- Senate Democrats need to flip 3 seats and win the White House to win control, or 4 seats without winning the presidency
- Taking into account a likely Alabama loss, Democrats then need 4 seats to flip control if Biden wins, or 5 without
- We currently estimate Democratic Senate gains to be between 2 to 7 seats
- Virtually all GOP planned spending is going to defense, not offense



# Republicans are defending 2 incumbents in states Clinton won in 2016

STATE	INCUMBENT	RATING	TRUMP	CLINTON	TRUMP MARGIN
Maine	Collins (R)	Toss Up	44.87%	47.83%	-2.96%
Colorado	Gardner (R)	Toss Up	43.25%	48.16%	-4.91%

## In addition to other competitive states that Trump only carried by single digits

STATE	INCUMBENT	RATING	TRUMP	CLINTON	TRUMP MARGIN
Iowa	Ernst (R)	Toss Up	51.15%	41.74%	9.41%
Georgia	Loeffler (R)	Lean R	47.50%	45.64%	5.13%
	Perdue (R)	Toss Up			
N. Carolina	Tillis (R)	Toss Up	49.83%	46.17%	3.66%
Arizona	McSally (R)	Lean D	48.67%	45.13%	3.54%

# A Key Question: How much can Republican Senators outperform Trump on the ballot?

- ❖ In 2016, every seat that was flipped by either party went the way the presidential election did
- ❖ If that trend holds for 2020, as state polling stands now Republicans would be on pace to lose seats in Arizona, Colorado, Maine and North Carolina, with both Iowa and Georgia incredibly close
- ❖ Even those first four states would be enough to give Democrats a majority. On the flip side, for Democrats that could make Montana a more difficult gain.
- ❖ In open-seat races and other contests the Cook Political Report has rated as competitive (Toss Up or Lean) in recent cycles perform closest to the presidential margin, and in many years they perform worse.
- ❖ Republicans tend to hew closest to the presidential margins, while Democrats have been able to overperform their presidential nominee in competitive races and states they lost at the presidential level better on average than Republicans.
- ❖ In 1980 -- the last time the Senate flipped outright in a presidential year and perhaps the year most analogous to this year -- Republicans flipped 12 Senate seats. But even in the seats Democrats lost, they still overperformed Carter by 10 points.
- ❖ The largest margin that any candidate in a competitive race has outperformed the top of the ticket by the last two cycles was North Dakota Democrat Heidi Heitkamp in 2012, who ran 11.8 points ahead of Obama even as he lost her state.

# Which competitive Senate races are shaping up to be the most expensive?

The chart below shows the amount of money the party committees and other major groups have spent in 2020 and have reserved for the fall. Data is provided through July 21.

- 97.4% of Dem spend is **offensive**.
- 96.6% of GOP spend is **defensive**.

	DEM			GOP		
	DSCC	SMP/Majority Forward	Total	NRSC	SLF/One Nation	Total
<b>Total</b>	<b>\$30.14m</b>	<b>\$136.49m</b>	<b>\$166.62m</b>	<b>\$48.27m</b>	<b>\$122.66m</b>	<b>\$170.93m</b>
North Carolina	\$11.69m	\$35.8m	\$47.49m	\$7.83m	\$34.33m	\$42.16m
Iowa	\$7.11m	\$26.53m	\$33.64m	\$6.02m	\$19.36m	\$25.38m
Maine		\$21.62m	\$21.62m	\$7.92m	\$12.01m	\$19.92m
Montana	\$5.18m	\$14.71m	\$19.89m	\$7.92m	\$12.43m	\$20.35m
Arizona	\$6.16m	\$18.36m	\$24.52m	\$5.68m	\$5.31m	\$10.98m
Georgia		\$3.48m	\$3.48m	\$3.11m	\$22.46m	\$25.57m
Colorado		\$11.63m	\$11.63m	\$7.26m	\$7.46m	\$14.73m
Michigan		\$4.36m	\$4.36m	\$2.54m		\$2.54m
Kentucky					\$4.17m	\$4.17m
Alabama					\$3.25m	\$3.25m
Georgia Special					\$1.89m	\$1.89m

SMP = Senate Majority PAC (D)

SLF= Senate Leadership Fund (R)

Source: Adverting Analytics all 2020

# Republicans in Toss-Up Races have been outraised by their top Democratic challengers

	Candidate	Q2 Raised	Total Raised	Cash on Hand
TOSS UP				
Colorado	Gardner (R)*	\$3.6m	\$17.51m	\$10.69m
	Hickenlooper (D) ✓	\$5.22m	\$14.2m	\$4.57m
Georgia	Perdue (R)*	\$2.23m	\$15.13m	\$10.69m
	Ossoff (D) <sup>3</sup> ✓	\$3.19m	\$7.31m	\$2.53m
Iowa	Ernst (R)	\$3.43m	\$2.34m	\$9.11m
	Greenfield (D) ✓	\$5.9m	\$4.53m	\$5.65m
Maine	Collins (R)*	\$3.61m	\$16.9m	\$5.58m
	Gideon (D) ✓	\$9.37m	\$24.23m	\$5.4m
Montana	Daines (R)*	\$5m	\$13.01m	\$7.14m
	Bullock (D) ✓	\$7.81m	\$11.16m	\$7.59m
North Carolina	Tillis (R)*	\$2.63m	\$14.84m	\$6.88m
	Cunningham (D) <sup>1</sup> ✓	\$7.4m	\$14.92m	\$6.62m

# Toss Up races typically break the same way....except in 2018

























YEAR	RESULT
2018	<b>GOP</b> won 5/9 (56%)
2016	<b>GOP</b> won 5/7 (71%)
2014	<b>GOP</b> won 8/9 (89%)
2012	<b>Dems</b> won 8/10 (80%)
2010	<b>Dems</b> won 5/7 (71%)
2008	<b>Dems</b> won 8/10 (80%)
2006	<b>Dems</b> won 8/9 (71%)
2004	<b>GOP</b> won 8/9 (89%)
2002	<b>GOP</b> won 6/9 (67%)
2000	<b>Dems</b> won 7/9 (78%)
1998	<b>Dems</b> won 6/7 (86%)



# Lean Republican races to watch

	Candidate	Q2 Raised	Total Raised	Cash on Hand
LEAN REPUBLICAN				
Alabama	<b>Jones (D)* ✓</b>	\$2.67m 	\$18.05m 	\$8.78m 
	Tuberville (R) <sup>2</sup>	\$848.95k 	\$3.15m 	\$551.29k 
Georgia Special	Loeffler (R) <sup>4*</sup>	\$912.11k 	\$2.59m 	\$7.03m 
	Collins (R)	\$1.3m 	\$3.79m 	\$2.65m 
	<b>Warnock (D) ✓</b>	\$2.9m 	\$4.4m 	\$2.88m 
	Lieberman (D)	\$283.61k 	\$1.25m 	\$305.87k 
	Tarver (D)	\$73.95k 	\$150.38k 	\$31.02k 
Kansas	<b>Bollier (D)<sup>5</sup> ✓</b>	\$3.62m 	\$7.18m 	\$4.37m 
	Hamilton (R) <sup>6</sup>	\$38.41k 	\$194.46k 	\$1.64m 
	Marshall (R)	\$476.81k 	\$2.58m 	\$1.06m 
	Lindstrom (R) <sup>7</sup>	\$124.34k 	\$558.83k 	\$271.15k 
	Kobach (R)	\$233.31k 	\$828.26k 	\$145.49k 

# Possible expansion states for Democrats

	Candidate	Q2 Raised	Total Raised	Cash on Hand
LIKELY REPUBLICAN				
Alaska	Sullivan (R)*	\$1.23m 	\$7.72m 	\$5.36m 
	Gross (D/I) <sup>8</sup> ✓	\$1.63m 	\$4.66m 	\$3.21m 
Kentucky	McConnell (R)*	\$12.19m 	\$37.94m 	\$16.65m 
	McGrath (D) ✓	\$17.42m 	\$47.3m 	\$16.23m 
South Carolina	Graham (R)*	\$8.37m 	\$30.92m 	\$15.03m 
	Harrison (D) ✓	\$14m 	\$29m 	\$10.23m 
Texas	Cornyn (R)* ✓	\$3.48m 	\$22.44m 	\$14.51m 
	Hegar (D)	\$1.78m 	\$6.61m 	\$902.09k 

# 2020 Governors Outlook

## *Democrats | 4 States Up for Election*

SOLID D	LIKELY D	LEAN D	TOSS UP	LEAN R	LIKELY R	SOLID R
DE Carney WA Inslee		NC Cooper	MT Open (Bullock)			

## *Republicans | 7 States Up for Election*

SOLID D	LIKELY D	LEAN D	TOSS UP	LEAN R	LIKELY R	SOLID R
					MO Parson NH Sununu VT Scott	IN Holcomb ND Burgum UT Open (Herbert) WV Justice

# 2020 STATE ELECTION FORECAST

JULY 30, 2020

WENDY UNDERHILL



# WHAT DOES NCSL DO?

**We work for legislators (and legislative staff). We:**

- Serve 7,383 legislators and 30,000 legislative staff
- Provide non-partisan research & analysis
- Link legislators with each other and with experts
- Speak on behalf of legislatures in D.C.



# Recap of 2018 Highlights

## Nationally:

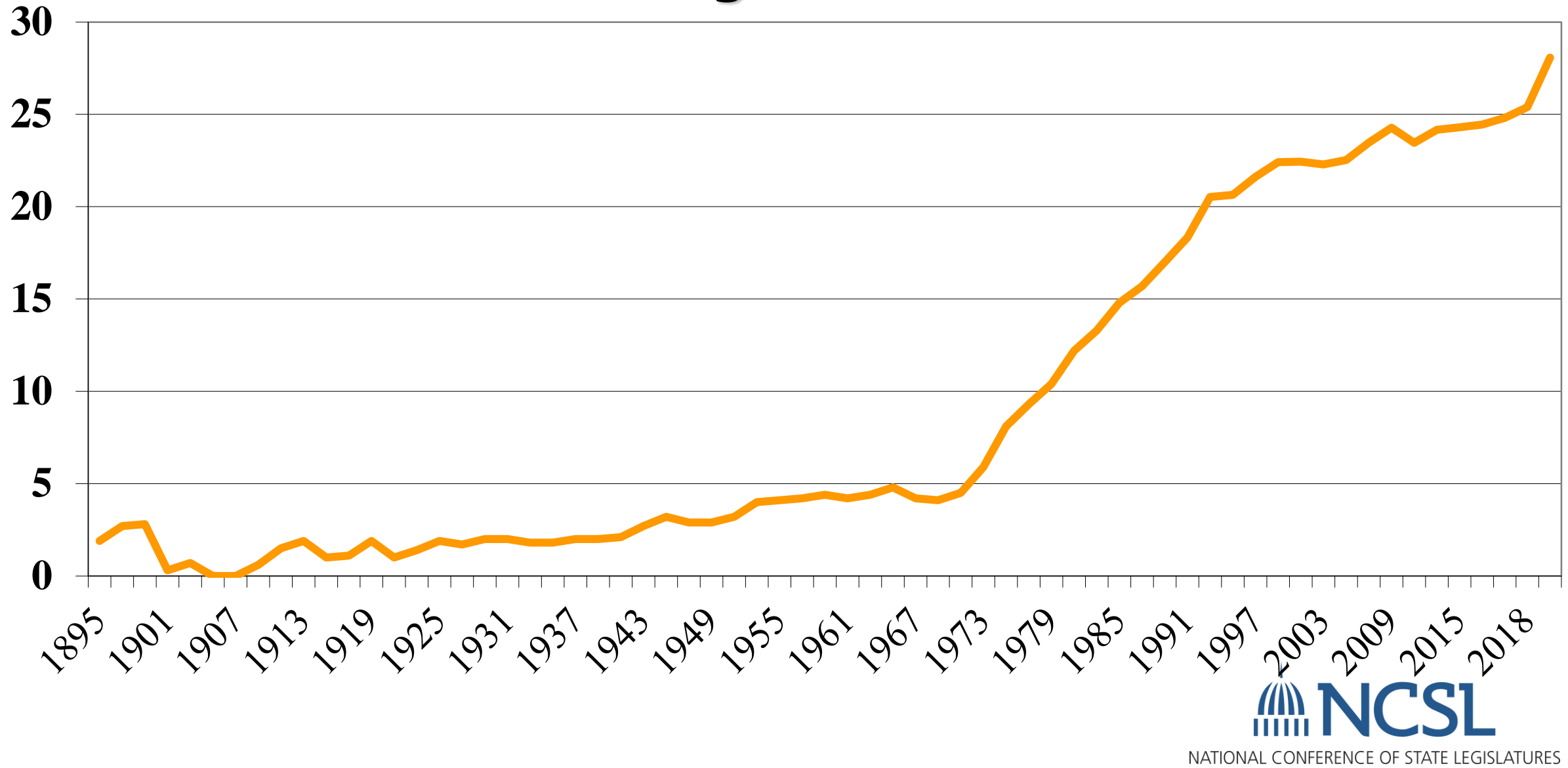
- Dems won big in U.S. House (net +41)
- GOP gained in U.S. Senate (net +2)
- Dems won big in governors' races (net +7)



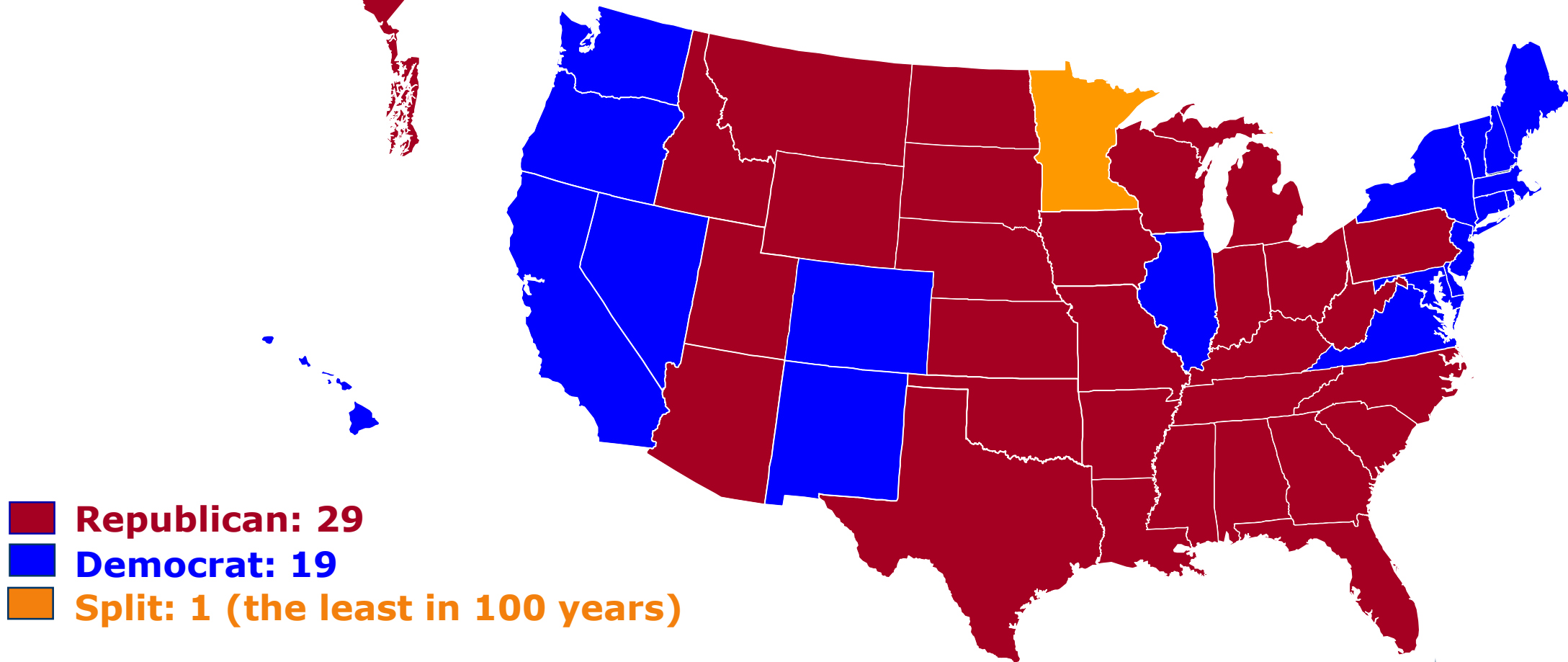
## Legislatures:

- Dems won in legislative chambers (but not big)
- Single party control was the story of the year
- Women made big gains in legislatures

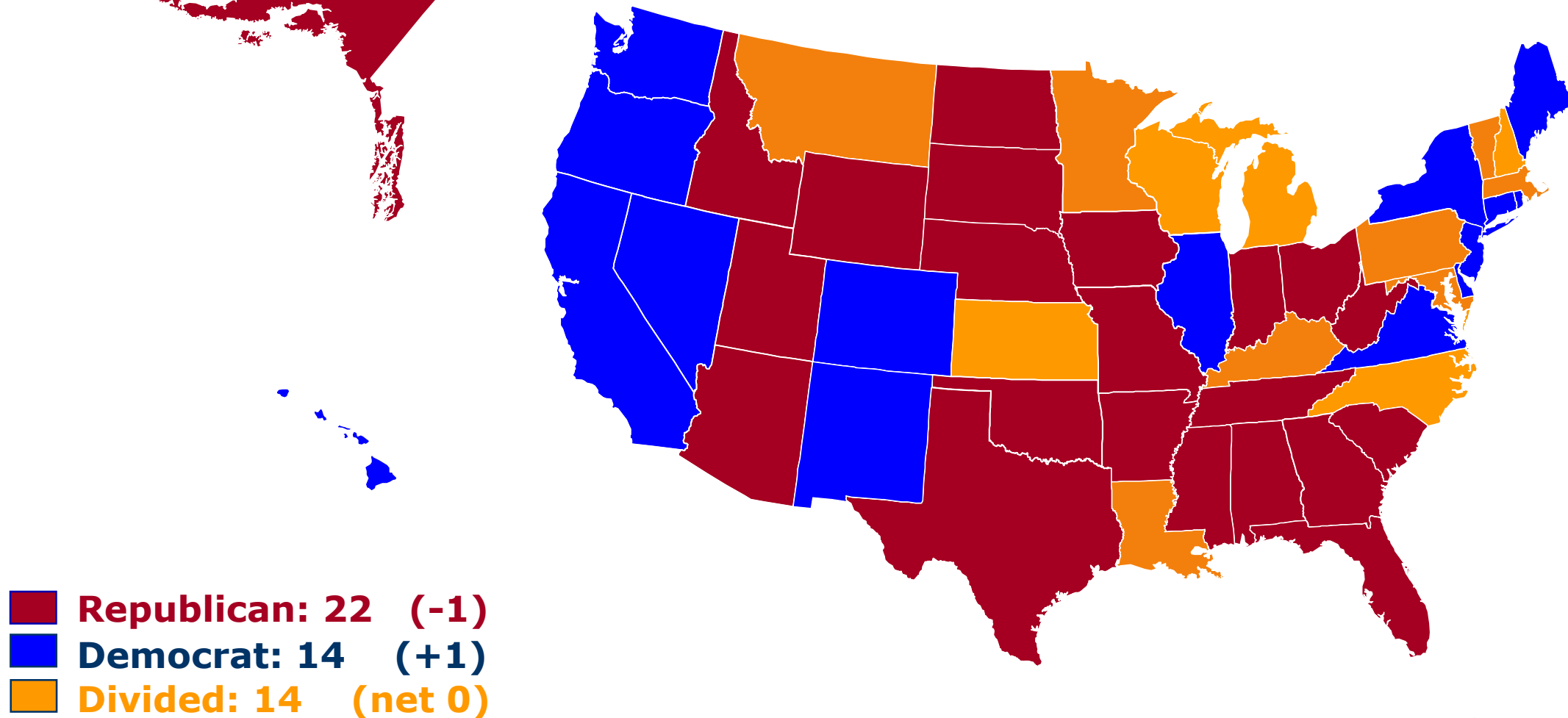
# Percent Women Legislators 1895 - 2018



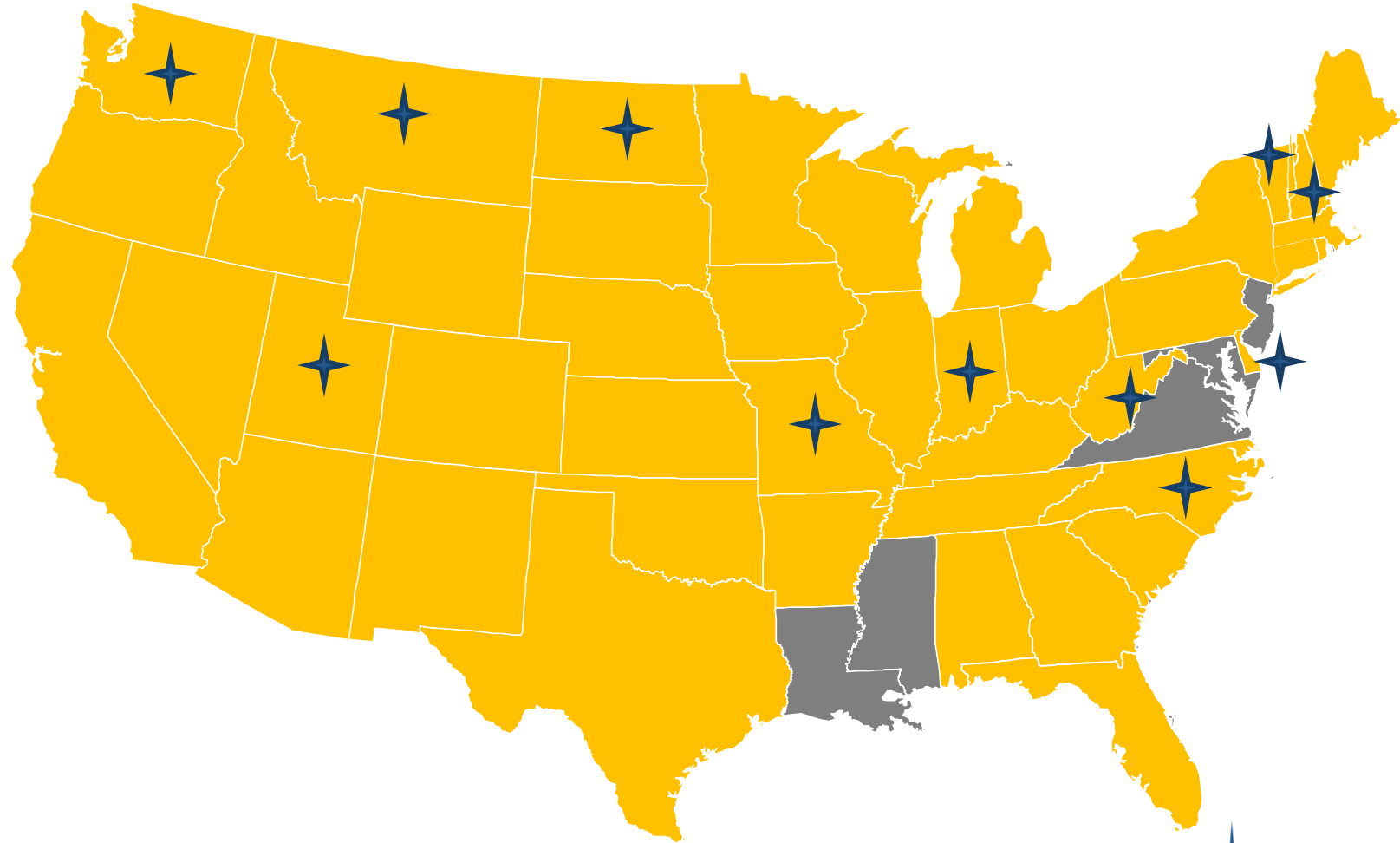
# State Legislative Control (Current)



# State Government Control 2019



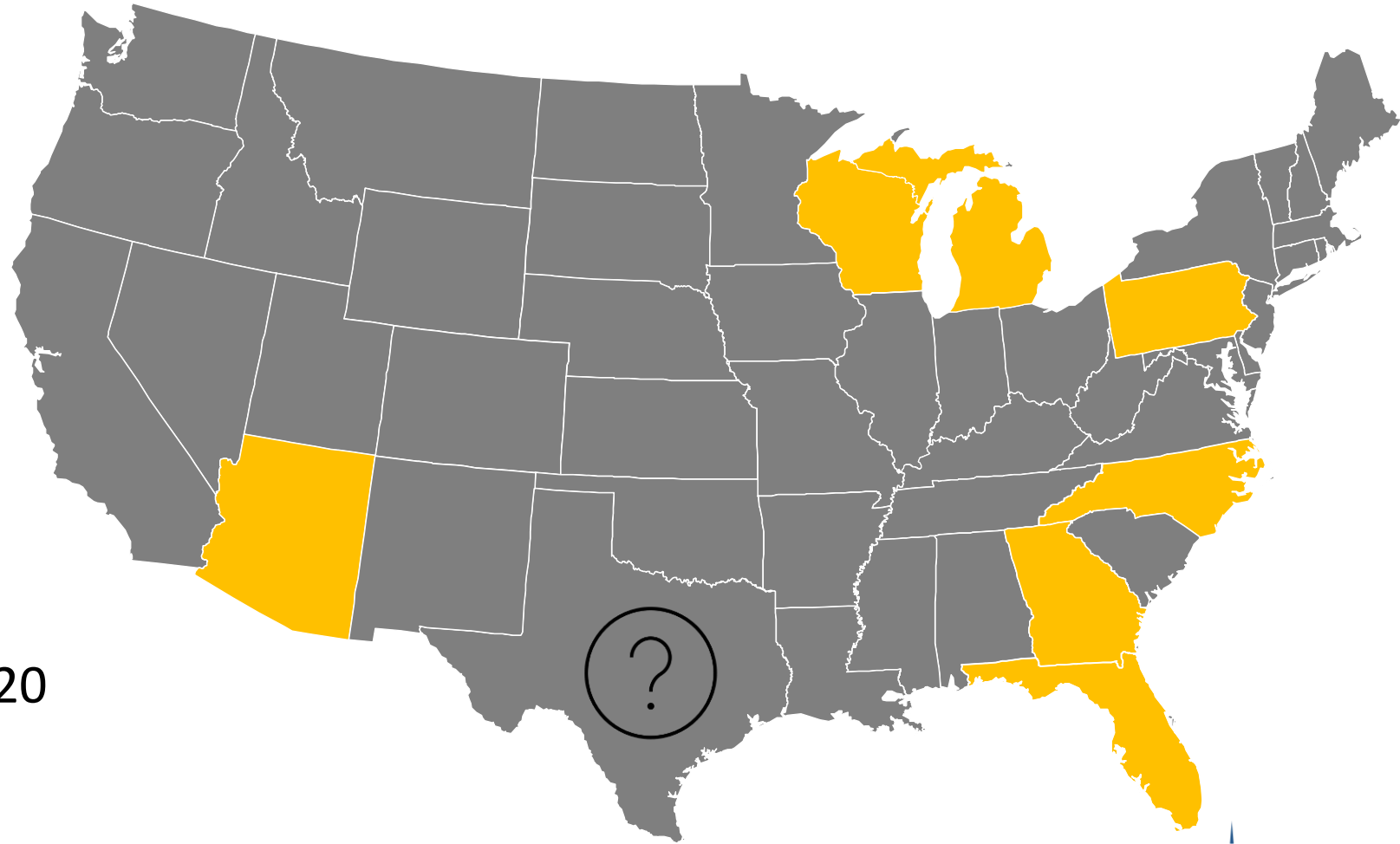
# State Elections in 2020



Governor's races ★

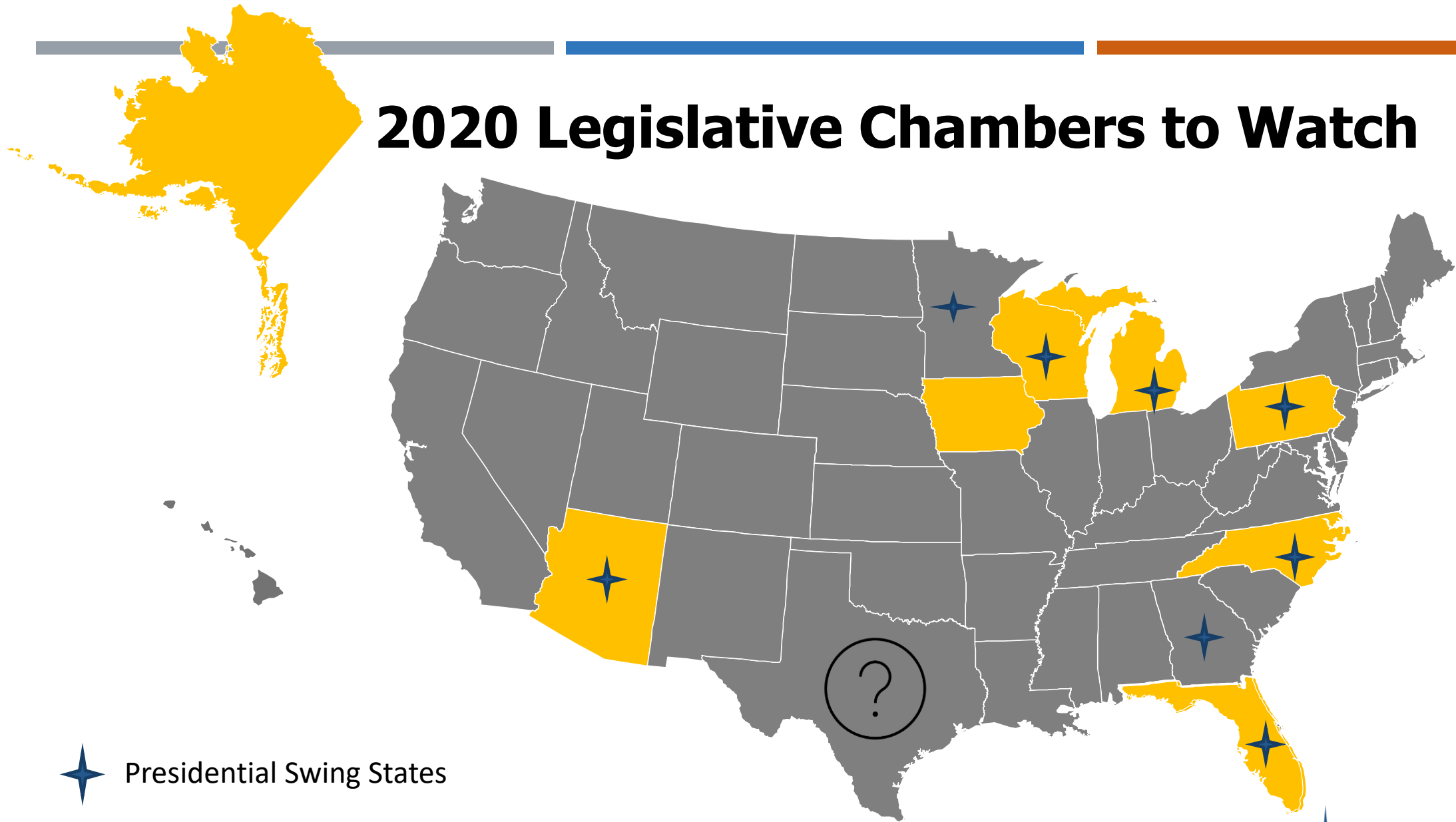


# 2020 National Swing States?



Source: 538, June 2020

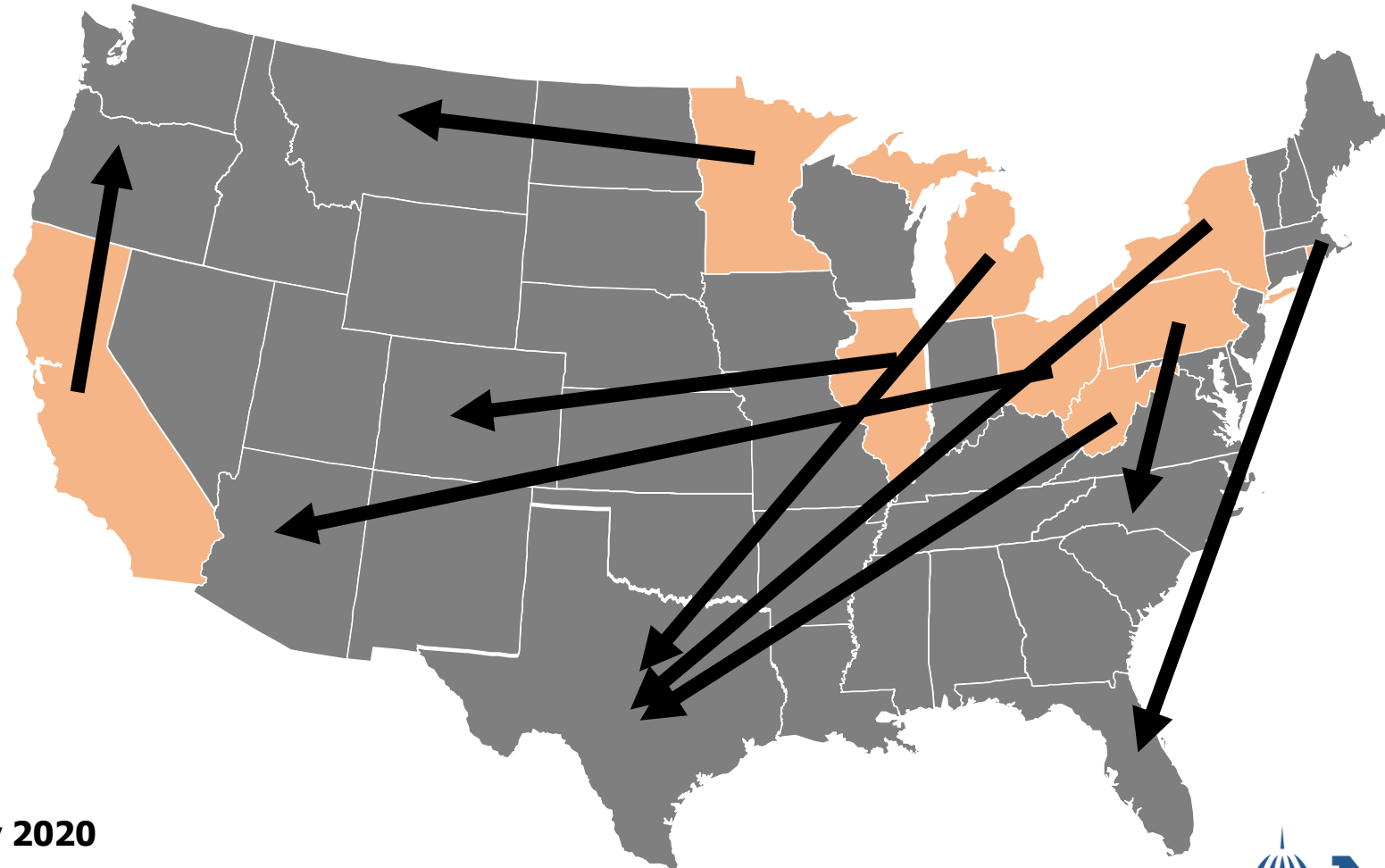
# 2020 Legislative Chambers to Watch



★ Presidential Swing States

Source: NCSL

# Reapportionment 2020



Source: Esri, July 2020



NATIONAL CONFERENCE OF STATE LEGISLATURES

---

## Redistricters to be elected in 2020

- All senators in 14 states
- Roughly half the senators in 22 states (those states with staggered terms)
- All state representatives in 37 states
- Half the state representatives in N.D.
- Governors in eight states

# A FEW THOUGHTS ABOUT 2020

## Pro-Dems:

- Rough economy
- Money & enthusiasm
- Trump



## Pro-GOP:

- Large majorities
- Favorable districts
- Trump






# ELECTION ADMINISTRATION IS QUITE A STORY THIS YEAR



## Tweet



**Donald J. Trump**  @realDonaldTrump · 2h 

With Universal Mail-In Voting (not Absentee Voting, which is good), 2020 will be the most INACCURATE & FRAUDULENT Election in history. It will be a great embarrassment to the USA. Delay the Election until people can properly, securely and safely vote???



87.8K



70.1K



99.7K



---

# THANK YOU!

Wendy Underhill  
wendy.underhill@ncsl.org  
303-856-1379

