

CTE Works for Learners

But Access and Equity Gaps Exist for Some Learner Groups

WEST DAKOTA

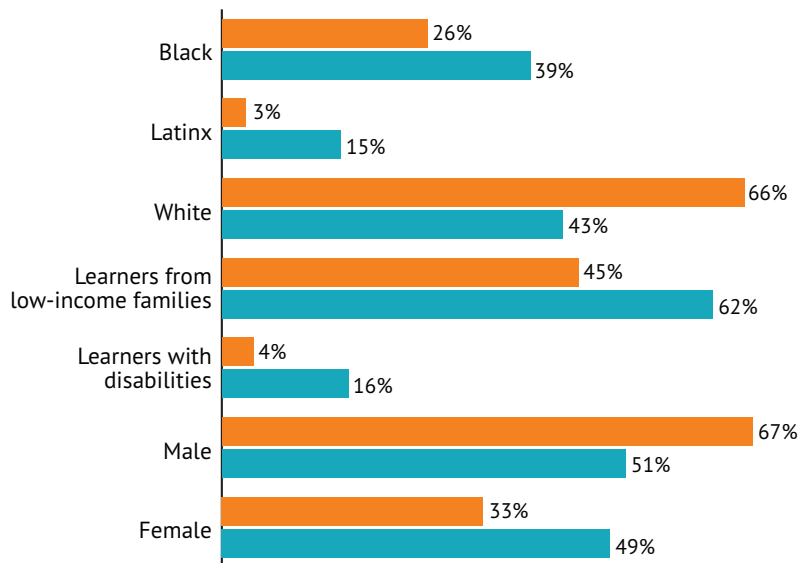
Many secondary and postsecondary learners in our state participate in Career Technical Education (CTE) programs, exploring careers and acquiring real-world skills while learning academic content. But some learner groups are under-represented. The benefits are clear for learners who concentrate in CTE. Across all learner groups, CTE concentrators graduate high school at higher rates; earn credentials of value, giving them a jump start on their careers; and go on to enroll in postsecondary education, enlist in the military or gain employment.

Secondary CTE participation rates are high, but some learner groups are under-represented.



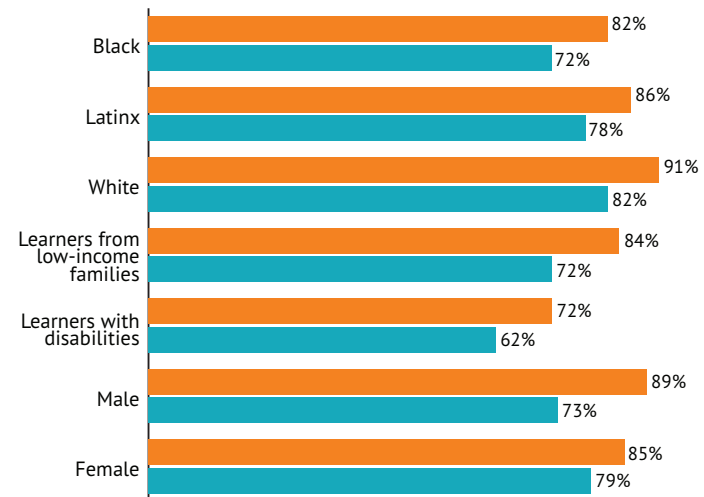
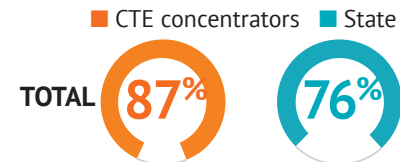
of high school seniors in our state are CTE concentrators*

*Completed at least two courses in a single CTE program

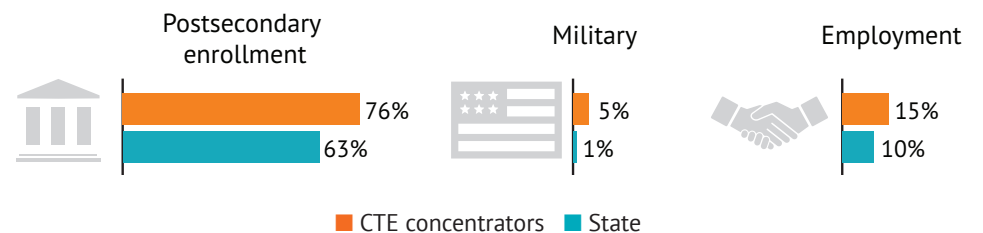


Percentage of:
■ CTE concentrators in the state
■ High school learners in the state

Among all learner groups, those who concentrate in CTE graduate high school at much higher rates.



Secondary CTE concentrators go on to succeed after high school.

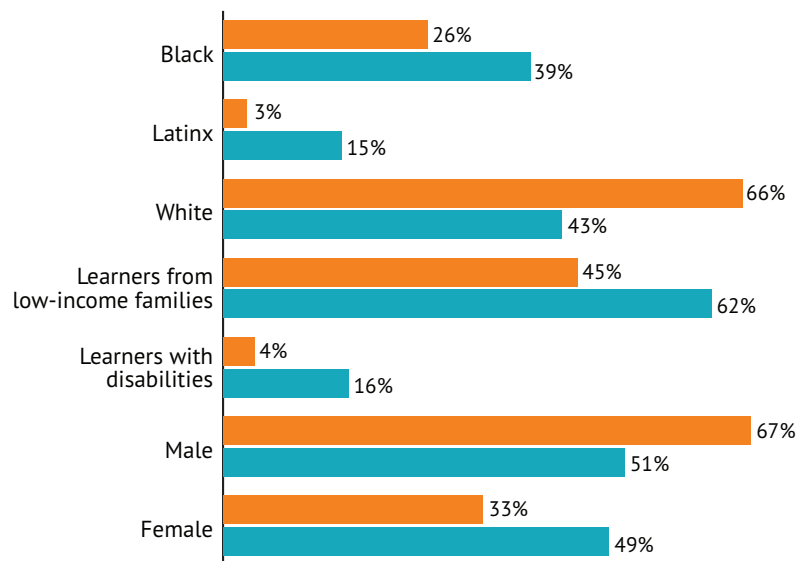


At the postsecondary level, about one-third of learners concentrate in CTE, but some learner groups are still under-represented.



of postsecondary learners in our state **are CTE concentrators***

*Completed at least 12 credits in a CTE program or completed a program that encompasses fewer than 12 credits



Percentage of: ■ CTE concentrators in the state ■ Postsecondary learners in the state

CTE provides returns on investment.

\$7 return for each dollar invested in CTE at the high school level

8.4% higher employment rate for secondary CTE completers than non-completers 2 to 3 years after program completion

96% of CTE concentrators in postsecondary education or employed 6 months after high school graduation

\$13 MILLION in annual tax revenue generated by secondary CTE program completers

CTE helps postsecondary learners get an early start on careers, but the benefit is not equitably distributed.

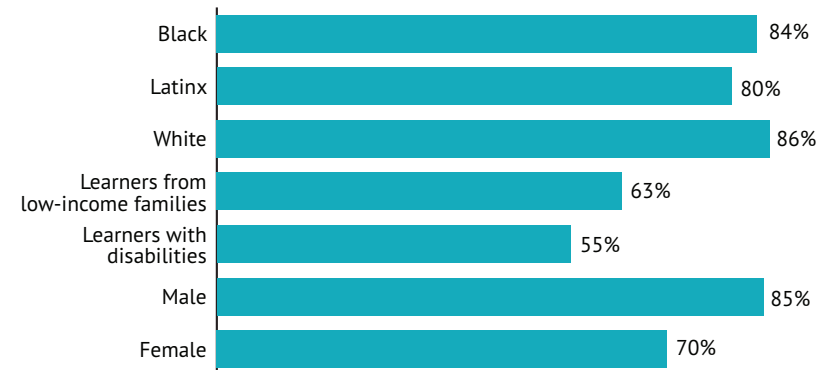


of postsecondary learners who concentrate in CTE earn credentials of value

Credentials of value attainment rate by learner group

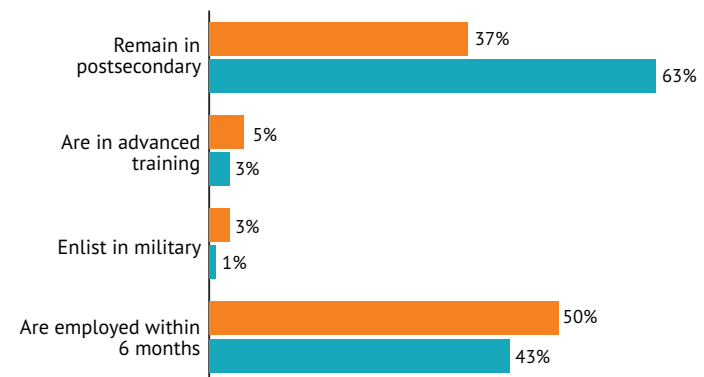


18,775
TOTAL



Postsecondary CTE concentrators go on to succeed after program completion.

■ CTE concentrators ■ State



Numbers may total more than 100 percent because some learners may be counted in more than one category.

To find out more about the barriers preventing learners from participating and how CTE is funded – or to see data on CTE for your region – visit [website.org](https://www.cte.org).